

# REAMP

## the Power Consumption Logger



REAMP is a highly stable and accurate laboratory power source for different electronic devices powered by 1.8V to 5V DC.

REAMP can monitor and measure instantaneous values of the current consumption, record them in a log file, and make other measurements.

REAMP [user manual](#) lists all these possibilities.

The range of current measurements is 10 $\mu$ A to 1A (100dB).

Additionally, two input channels measure the voltage at any schematic point of the tested device. The range of these voltage measurements is 20mV to 5V.


### Working with REAMP.

1. Install the [REAMP Logger software](#)
2. Connect REAMP to the computer's USB2 port.
3. Insert the plastic 6-pin female connector module into REAMP's front panel 6-pin male connector.




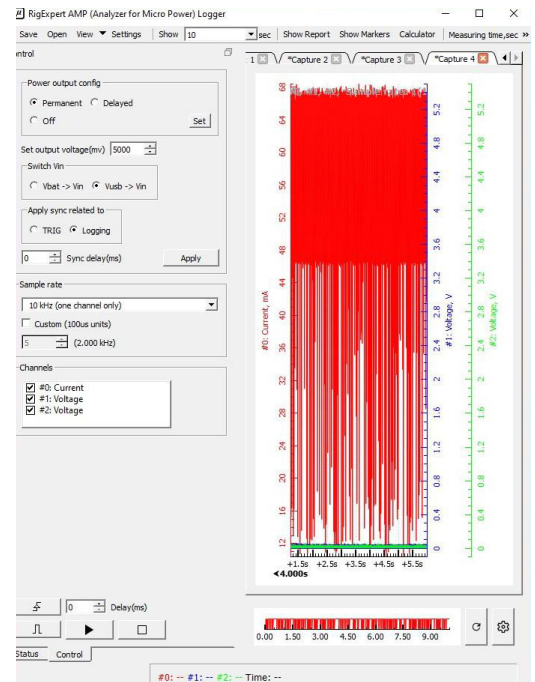
# REAMP

## the Power Consumption Logger



4. Start the REAMP Logger software.
5. Set the necessary output voltage in mV, power output (permanent or delayed) and other parameters.
6. Connect the tested device (DUT) to the power terminals of the plastic 6 pin connector:  
Pin 1 - **(+)** and Pin6 **(- or Ground)** directly or through special color-coded clips.  
There are six clips of different colors if needed.

Push the  button to start measuring.



The color graph in the right shows the real-time power consumption characteristics during the measuring interval.

Setting the "Power output config" to OFF removes the power from the tested device.

RigExpert REAMP could be a handy tool for any electronic laboratory.